


Nice to meet you...



 **onelinx**
*The easiest way to exchange
& update contact information.*



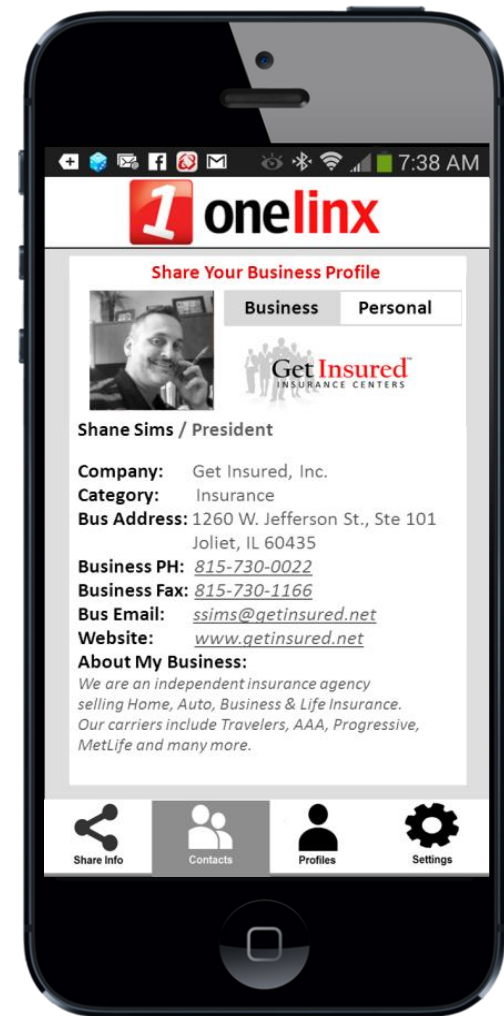
Confidentiality Notice: This document (and the information herein) is confidential and contains proprietary information and intellectual property of Onelinx, Inc.. Neither this document nor any of the information contained herein may be reproduced, disclosed or shared under any circumstances without the express written permission of Onelinx, Inc. This email does not constitute an offer to sell or solicitation of an offer to buy securities of Onelinx, Inc. Any such offers and sales will be made only to "Accredited Investors," as defined in Regulation D under the Securities Act of 1933, as amended, pursuant to separate agreements to be negotiated by the parties.

Overview

Onelinx is a mobile application (iOS and Android) that allows users to quickly and easily exchange contact information between smart phones. Once contact information is exchanged, any future updates to your information is automatically pushed to everyone's phone! It's the business card that can't be lost and that automatically updates itself with current information.

Most Important Features:

- **It's Easy:** Exchange contact info with 3 taps on your screen.
- **It's Always Current:** Change phone numbers? No problem! All changes you make to your contact info are automatically updated on friends' phones, and vice versa.
- **The App Shares Itself:** Sharing your contact info automatically shares the app, so the receiver doesn't already have to have onelinx on their phone.
- **You control your own info:** Each user gets multiple profiles to share (Business, Personal, Minimal), and they can update them anytime.
- **It's Networking Taken Mobile:** Meet new people on the go, and introduce contacts to each other through the app.
- **Never Lose Your Contacts:** Contact info is stored in the cloud so you'll never lose it again.



Problem #1

Nice to meet you, but I forgot my business cards...

Networking is essential in business, and most new networking opportunities arise outside the office, like when you're at a conference, at a business meeting or when you meet a useful contact by chance at a pub or restaurant.

Often when meeting someone new, you simply don't not have your business cards on hand. So you're left with exchanging contact information on a paper napkin or to texting each other VCF cards which contain partial information. And how many times did you later lose that napkin, or accidentally erase that text only to lose access to the new acquaintance forever?



Problem #2

I just changed phone numbers, now how do I tell everyone?

Exchanging important contact information is only half the battle...now you have to maintain it. How do you let people know when you have changed your contact information? More importantly, how do you know that you have the latest contact information for everyone important to you and/or your business/job?

Unfortunately, both your business cards and the “contacts” app on your cell phone have something terrible in common...they don’t keep track of changes and can become quickly outdated, lost/deleted and rendered useless.



Solution

In short, we *all* have a problem exchanging and maintaining accurate contact information with our friends, colleagues and families. The solution to that problem is a smart phone app that:

- 1) Quickly and easily lets you exchange contact information between smart phones.
- 2) Automatically updates your information on their cell phones if you ever change it, and vice versa!!

 **onelinx** is that solution!!



How It Works: Setting up & Sharing Profiles

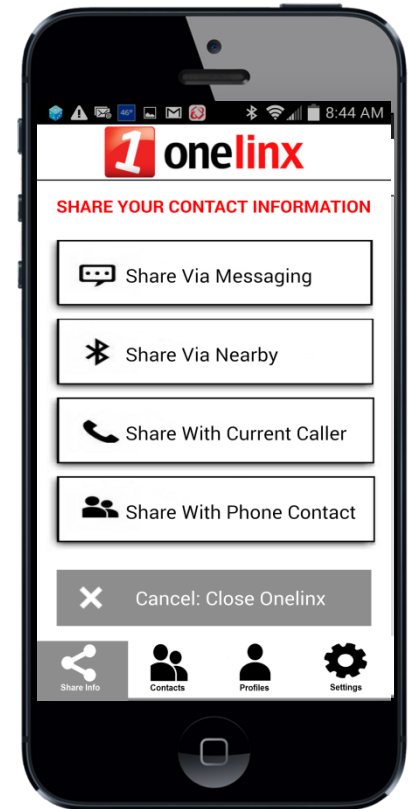
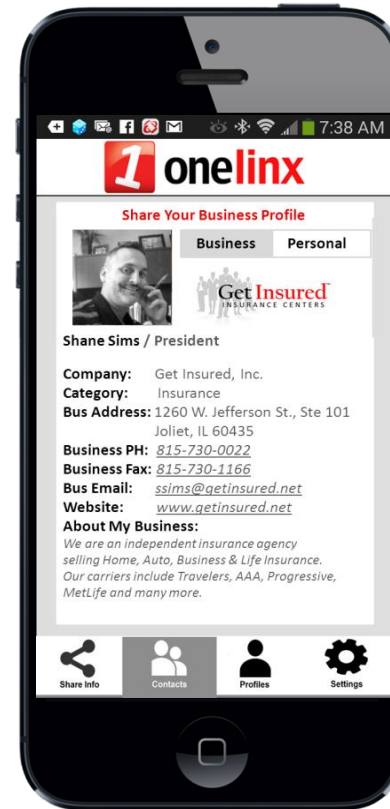
Each new user sets up a series of 4 profiles (digital business cards) that can be shared with anyone. The four profiles consist of:

1. Business Profile (for sharing with business contacts and colleagues)
2. Personal Profile (for sharing with friends and family)
3. Minimal Information (for sharing only critical contact info with someone you don't know well yet)
4. Email Only (for sharing only your email address)

Once these profiles are complete, they can be shared with another person in four different Ways, which are as follows:

1. Share Via Texting (SMS) which sends non-users and invite to join onelinx and then sends the contact info once they do join.
2. Share Via Nearby: Which utilizes GPS scanning to determine other users that are within 100' of you and asks you which one to share with
3. Share with Current Caller: Where you can send your profile to anyone you're currently on the phone with.
4. Share with Phone Contacts: you can choose to share your onelinx profile with one or all of your current contacts from your native contacts app.

After you've exchanged profiles with another person, they receive a digital business card in their onelinx app, and a new contact in their native contacts app. If you ever make any changes to one of your four profiles, that change is automatically sent to everyone you ever shared with!



How It Works: Sharing Your Contact Information Via Text


SHARING CONTACT INFO VIA TEXT WITH A NON-USER OF ONELINX



1. Meet a new person you want to exchange contact info with.
2. Launch app and enter their cell phone number.
3. Select which profile to share with them (Business, Personal, Basic Info).
4. They get a text prompting them to download the app and your information.
5. They are prompted to return their information back to you.
6. The information is stored in the cloud/app and added to your native "Contacts" app.
7. If you ever update any info in your profiles, it's automatically updated on the phones of anyone you ever exchanged that profile with.

How It Works: Introduction Feature (Introducing Two Contacts to Each Other)

1. Select two existing contacts that you want to introduce to each other.
2. Choose which profiles of theirs to share.
3. Add text to explain the reason for the introduction.
4. Introduce them, and they both get notices of the proposed introduction on Onelinx.
5. The contacts can then choose to accept your proposed introduction, and add the new contact to their contact list.



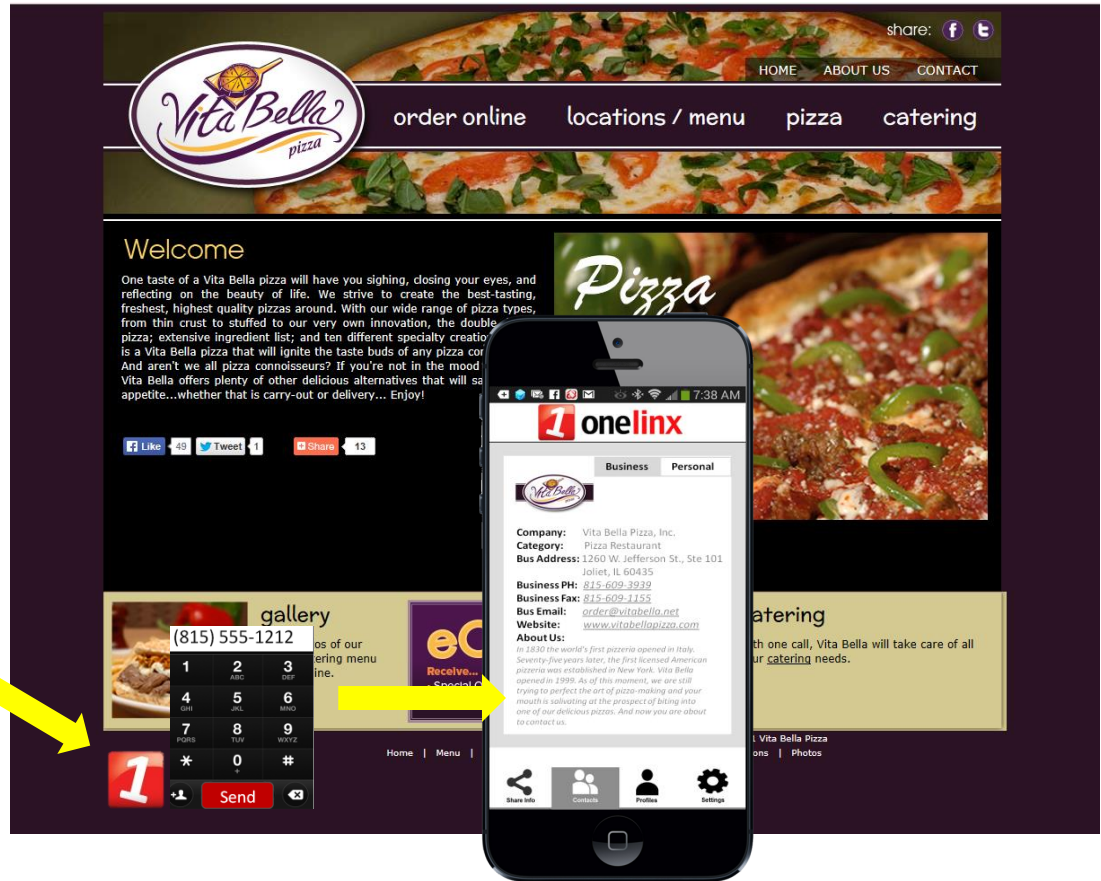
Future Features: Onelinx Website Plugin

Resolving the Facebook “Like” issue

When you're browsing the internet looking for a service you need (a landscaper, a new pizza restaurant near your home, etc.) and you find that business, how do you save their contact information to your phone? Currently, you either have to open your native contacts app and manually enter their information, or you have to Facebook “Like” their page in order to be able to find them later on your Facebook app on your phone.

Neither of these solutions are ideal, as we don't always have time to enter a new contact manually, and when you FB “Like” a business you get constant unwanted updates in your news feeds. So, at some point in the future Onelinx, Inc. will introduce a website plug-in where you can “onelinx” a business versus Facebook liking it!!

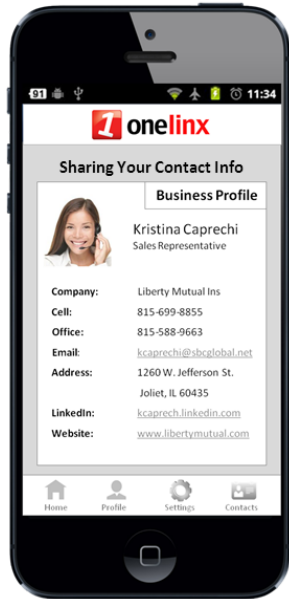
Simply click on the onelinx “1” icon on the web page, and up pops a small dial pad. Then just enter your cell phone number and click “Send” and the company's contact information (name, address, website, phone, etc.) is downloaded to your onelinx app and native contacts app for later use. It's a one-way exchange, so the company does NOT get or see any of your information!



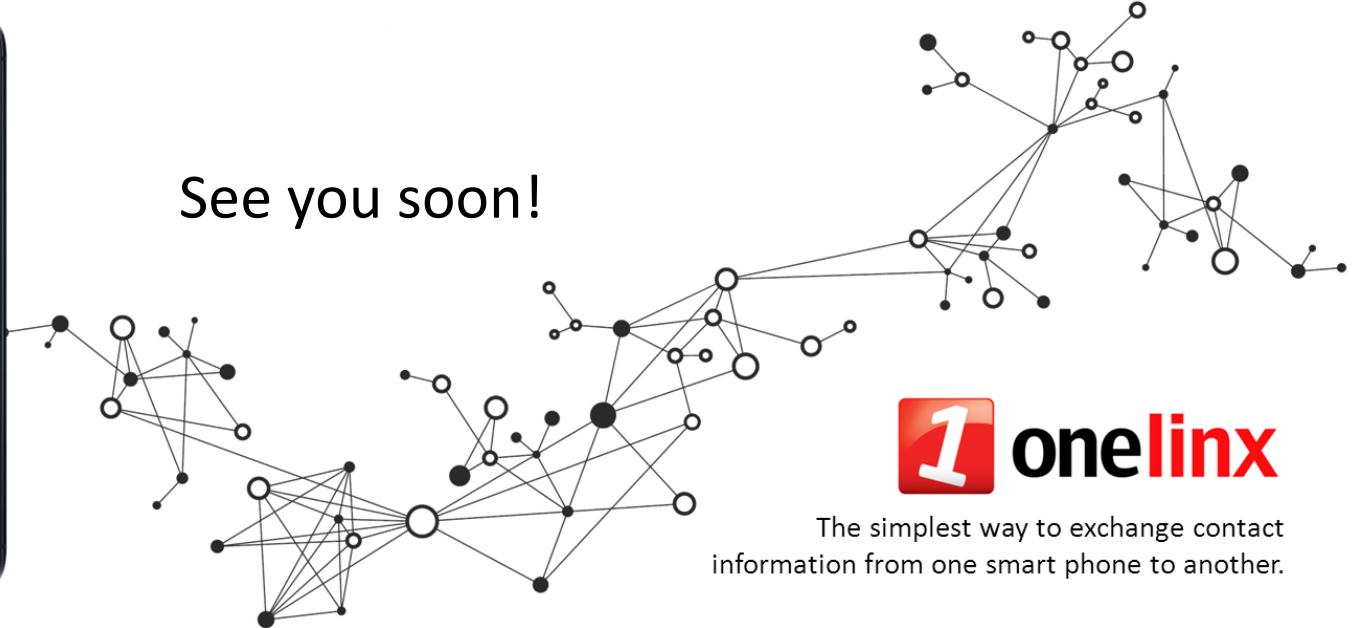
Launching Spring 2015!!

Sign-up to join our newsletter and follow our progress at

www.onelinx.com



See you soon!



The simplest way to exchange contact information from one smart phone to another.